

Uploading a digital drop-box activity:

1. Click the Assignments button and locate the assignment with the Digital Drop Box activity. Click the activity. Once you click on the activity, it should take you to a screen that looks like this.

Welcome 1 Learner!

Home Licenses Self Enroll Help Log Out

Assignments Drop Box Messages Discussions


Drop Box

[PLATO Course Algebra 1, Semester A v3.0](#) > [Unit 1: Relationships Between Quantities and Reasoning with Equations](#) > Unit Activity: Relationships Between Quantities and Reasoning with Equations

Unit Activity: Relationships Between Quantities and Reasoning with Equations

Assignment Instructions and/or starter file

Your instructions are embedded within the document below.

 [Algebra 1 A1 Unit Activity.doc](#)
File Type: Microsoft Word Document
[Download to my local computer](#)

File Center Deleted Files

Upload New File Comments Log Submit File Delete Selected File(s)

File Center

Sorry. There are no files at this time.

© Copyright 2006 - 2013 PLATO Learning, Inc. All Rights Reserved. [Version](#) | [Privacy](#)

2. Click upload new file.

Welcome 1 Learner!

Home Licenses Self Enroll Help Log Out

Assignments Drop Box Messages Discussions


Drop Box

[PLATO Course Algebra 1, Semester A v3.0](#) > [Unit 1: Relationships Between Quantities and Reasoning with Equations](#) > Unit Activity: Relationships Between Quantities and Reasoning with Equations

Unit Activity: Relationships Between Quantities and Reasoning with Equations

Assignment Instructions and/or starter file

Your instructions are embedded within the document below.

 [Algebra 1 A1 Unit Activity.doc](#)
File Type: Microsoft Word Document
[Download to my local computer](#)

File Center Deleted Files

Upload New File Comments Log Submit File Delete Selected File(s)

File Center

Sorry. There are no files at this time.

© Copyright 2006 - 2013 PLATO Learning, Inc. All Rights Reserved. [Version](#) | [Privacy](#)

3. Click Browse and locate the file you saved and want to upload. Double click the file so it's listed next to Selected File and then click Add File to upload it to the File Center.

Welcome 1 Learner!

Home Licenses Self Enroll Help Log Out

Assignments Drop Box Messages Discussions


Drop Box

PLATO Course Algebra 1, Semester A v3.0 > Unit 1: Relationships Between Quantities and Reasoning with Equations > Unit Activity: Relationships Between Quantities and Reasoning with Equations

Unit Activity: Relationships Between Quantities and Reasoning with Equations

Assignment Instructions and/or starter file

Your instructions are embedded within the document below.

 [Algebra 1 A1 Unit Activity.doc](#)
File Type: Microsoft Word Document
[Download to my local computer](#)

File Upload

Upload a new file to your file center.

Select your file: [Browse...](#)

Maximum file size: 3MB
Recommended file types: pdf, doc, xls, ppt, rtf, csv, txt, zip, gif, jpg, jpeg, png, mp3, wav, aiff

[Cancel](#)

[File Center](#) [Deleted Files](#)

[Upload New File](#) [Comments Log](#)

[Supported File Types](#)

File Center

Sorry. There are no files at this time.

© Copyright 2006 - 2013 PLATO Learning, Inc. All Rights Reserved. [Version](#) | [Privacy](#)

- The file has now been uploaded. You can see details of it in the File Center, including your name along with the date and time you uploaded it. Now your teacher will be able to grade it.

Welcome 1 Learner!

Home Licenses Self Enroll Help Log Out

Assignments Drop Box Messages Discussions


Drop Box

PLATO Course Algebra 1, Semester A v3.0 > Unit 1: Relationships Between Quantities and Reasoning with Equations > Unit Activity: Relationships Between Quantities and Reasoning with Equations

Unit Activity: Relationships Between Quantities and Reasoning with Equations

Assignment Instructions and/or starter file

Your instructions are embedded within the document below.


 [Algebra 1 A1 Unit Activity.doc](#)
File Type: Microsoft Word Document
[Download to my local computer](#)

You added a new file to your File Center successfully!

[File Center](#) [Deleted Files](#)

[Upload New File](#) [Comments Log](#) [Submit File](#) [Delete Selected File\(s\)](#)

File Center

 [Unit 1 Activity.doc](#)
Microsoft Word Document, 114.50 KB, Updated 9/7/2013 11:39 AM
File Uploaded By: Learner, 1
Version: 1 [Upload a new version of this file](#)